

1. Unpack the luminaire.



2. Unscrew the top cover using a Torx - Tamper Resistant screwdriver




3. Drill two holes at the mounting location (ceiling/wall) - spacing according to the variant.
(DURGA 9 – 816mm, DURGA 15 – 1382mm)
Use a chemical anchor or dowels as a fixing element for the screw (not part of the delivery).



4. Attach the luminaire holder to the prepared screws.



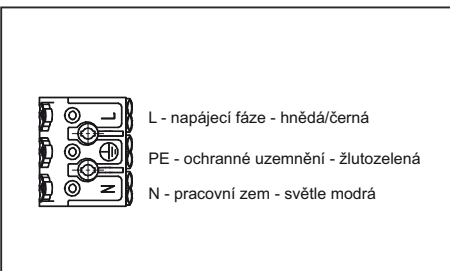
5. Put the power cable through the cable gland.



6. Screw the luminaire to the brackets installed on the wall or ceiling.



7. Connect the cable to the terminal block.



8. Tighten the cable gland.



9. Screw the luminaire cover back on. To maintain the correct sealing function, make sure that the screws are tightened evenly.

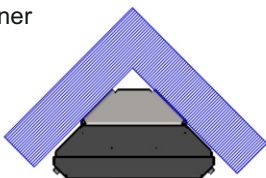


10. For installation in outdoor spaces, the luminaire must be provided with a cover.

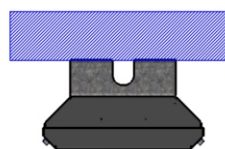


11. Fixing Durga luminaire.

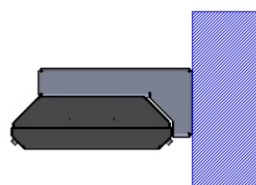
corner



ceiling

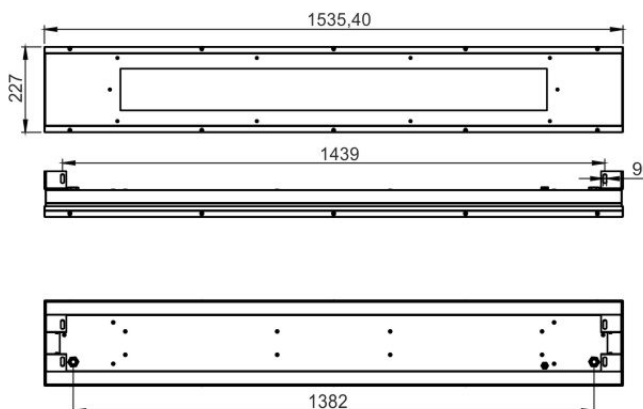



wall



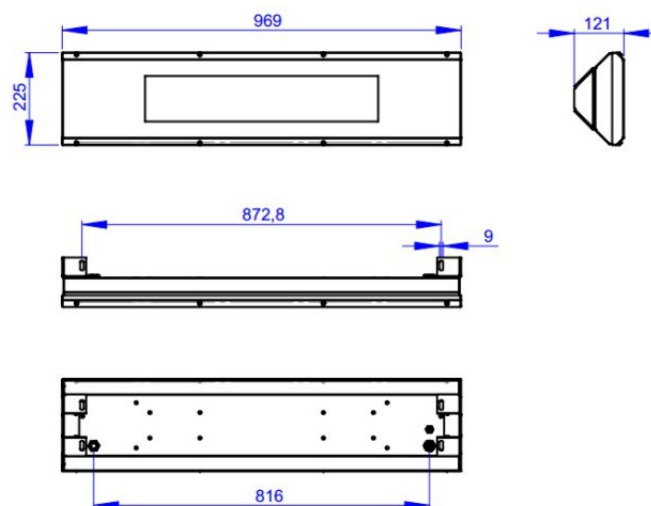



DURGA 15



 = 14 kg

DURGA 9



 = 8,5 kg

Recommended installation height up to 2 - 6 meters.

- If the external flexible cable or cord of this luminaire is damaged, it shall be exclusively replaced by the manufacturer or his service agent or a similar qualified person in order to avoid a hazard.

- The light sources in this luminaire is only replaceable by the manufacturer or their technicians or a qualified person.

- **Caution, risk of electric shock**



- Do not look directly or with optical aids into the light source RG1 $d > 0,5$ m



- This luminaire operates at mains voltage 220-240V, 50-60 Hz.

- Any modification to this luminaire is forbidden.

Cleaning:

clean the luminaire with the standard detergents. DO NOT use any abrasive detergents or solvents.

Installation and maintenance:

can provide only a person with an electrical qualification.

ELEKTRO-LUMEN, s. r. o.
Hranická 505
753 61 Hranice IV - Drahotuše
Česká republika

Telefon: +420 581 699 411
Fax: +420 581 699 419
E-mail: el-lumen@el-lumen.cz
Web: www.el-lumen.cz



The company reserves the right to change technical data and printing errors.
Copyright © ELEKTRO-LUMEN, s. r. o.